



June Job Market Review

1st June to 30th June

3,351,070 Total Users 111,702 Average Daily Users 23M Page Views

SUMMARY

June at a Glance

Reed.co.uk overview

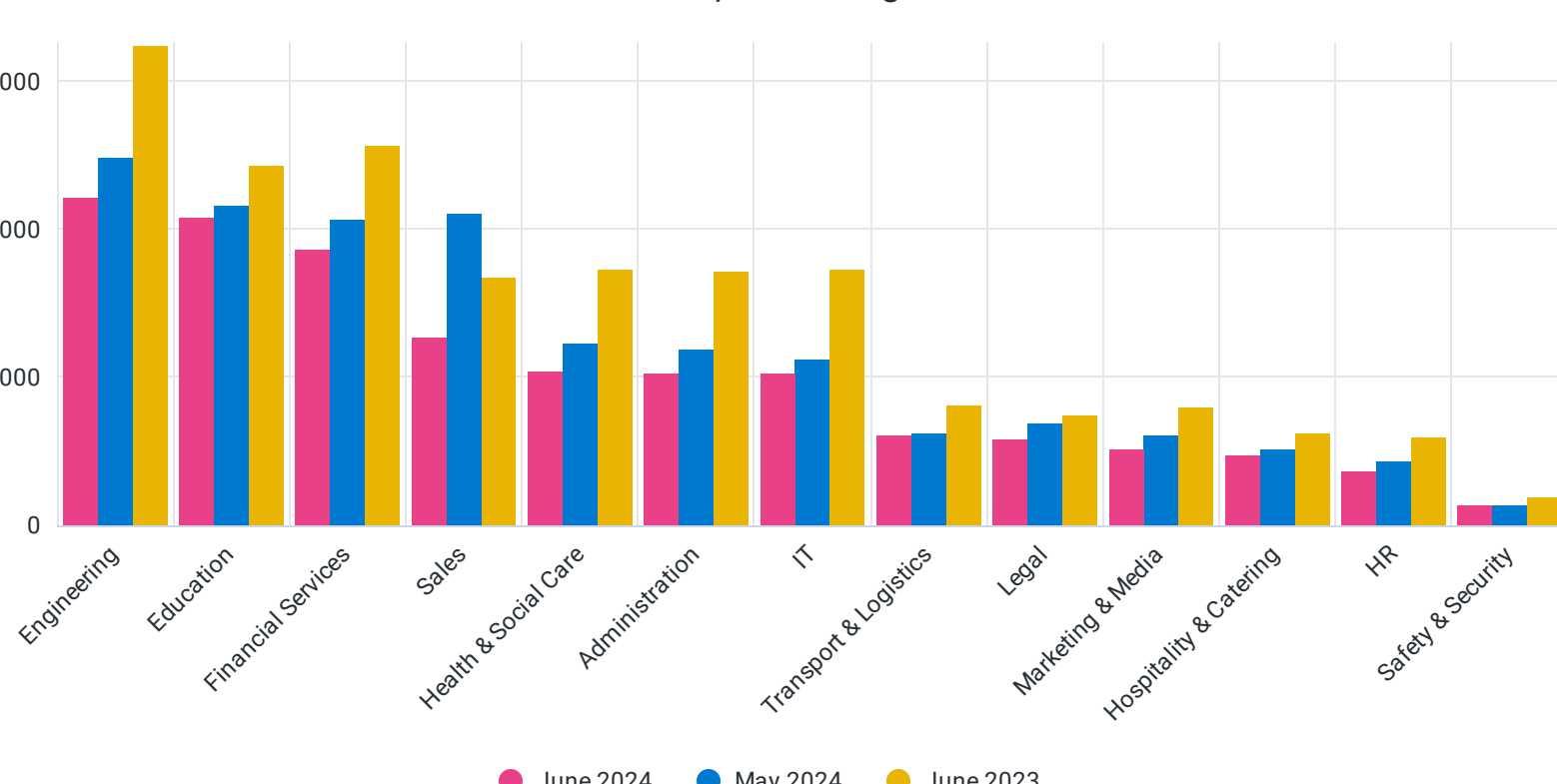
- **132,043 jobs** were posted on Reed.co.uk in June, **down 14% month-on-month (MoM)** and **30% year-on-year (YoY)**, reflecting employers' current cautiousness when it comes to recruitment
- While **all sectors saw a MoM drop in vacancies**, it was most prominent among the **Sales (-40%), HR (-17%)** and **Health & Social Care (-16%)** sectors.
- The **number of applications increased by 18% YoY**, continuing the 23-month trend of YoY application growth.
- **Applications were down slightly (1%) MoM**. IT and Marketing & Media saw -4% dips in applications compared to May 2024.

Industry news

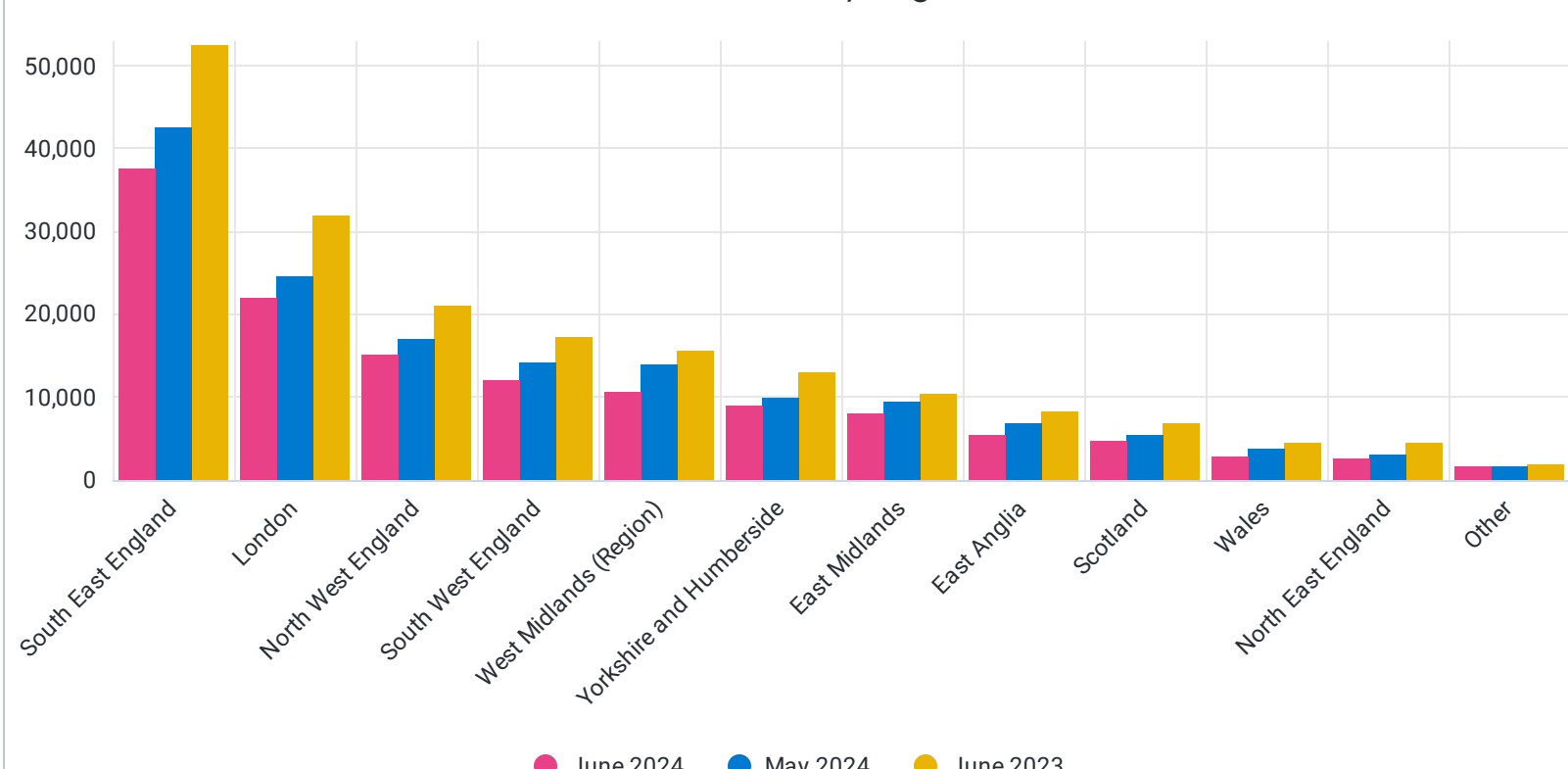
- The **latest ONS figures show signs that the labour market may be cooling**, with the number of vacancies still falling and unemployment rising. The UK unemployment rate was estimated at 4.4% in February to April 2024.
- Real wages **grew by 6% annually from February to April this year**, partly due to changes to the National Living Wage. The Bank of England is likely to keep interest rates at 5.25% to quell rising prices.
- A new study found that **69% of UK employees prefer a skills-based hiring process**. They feel it will help them land their dream job and allow them to access new employment opportunities.
- **Employers believe that enhancing childcare provisions, tackling NHS waiting lists and promoting flexible working initiatives** are key to reducing economic inactivity, reveals a survey commissioned by the Recruitment and Employment Confederation (REC).

Job Market Insights

Jobs Posted by Knowledge Domain



Jobs Posted by Region



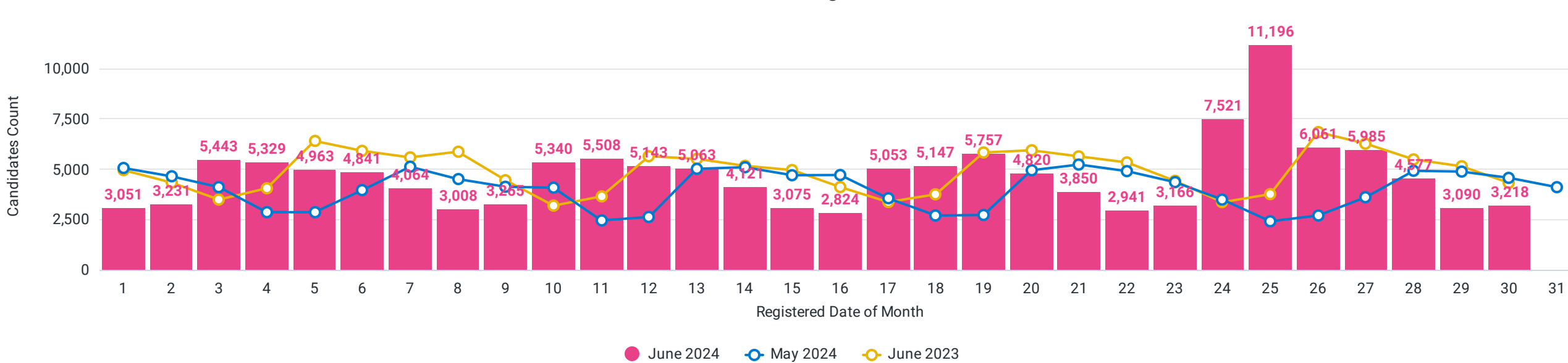
Jobs Posted by Knowledge Domain and Region

Job Region	East Anglia	East Midlands	London	North East En...	North West E...	Northern Irela...	Other	Scotland	South East En...	South West E...	Wales	West Midland...	Yorkshire and...	Total
1 Engineering	1,203	1,732	1,967	567	2,251	71	287	1,139	6,183	2,330	653	2,084	1,664	22,131
2 Financial Services	754	994	4,139	330	2,222	71	140	489	5,208	1,433	262	1,466	1,184	18,692
3 Sales	561	710	1,766	281	1,402	86	195	510	3,652	1,178	361	1,043	930	12,675
4 Health & Social Care	532	585	1,084	242	1,225	34	55	595	3,065	1,207	324	826	650	10,424
5 Administration	483	587	1,530	201	1,026	30	69	386	3,395	951	241	761	661	10,321
6 Education	426	1,185	3,630	265	2,868	2	98	57	7,138	1,426	271	1,731	1,691	20,788
7 IT	363	468	3,110	212	1,083	35	502	387	2,004	785	193	654	459	10,255
8 Transport & Logistics	310	546	208	115	612	14	21	344	2,091	642	194	483	434	6,014
9 Hospitality & Catering	240	328	570	131	466	24	35	341	1,207	683	147	342	274	4,788
10 Marketing & Media	171	250	1,691	82	557	8	66	92	1,214	303	61	384	282	5,161
11 Legal	155	231	1,287	68	874	6	20	126	1,287	637	144	485	510	5,830
12 HR	147	209	836	58	369	26	25	100	925	316	62	278	255	3,606
13 Safety & Security	64	104	218	41	128	4	24	51	337	118	29	124	102	1,344
Totals	5,409	7,929	22,040	2,593	15,083	411	1,537	4,617	37,706	12,009	2,942	10,663	9,096	132,035

Note: Salary breakdowns have been excluded from this month's Job Market Review while we update our calculation methodology.

Candidate Insights

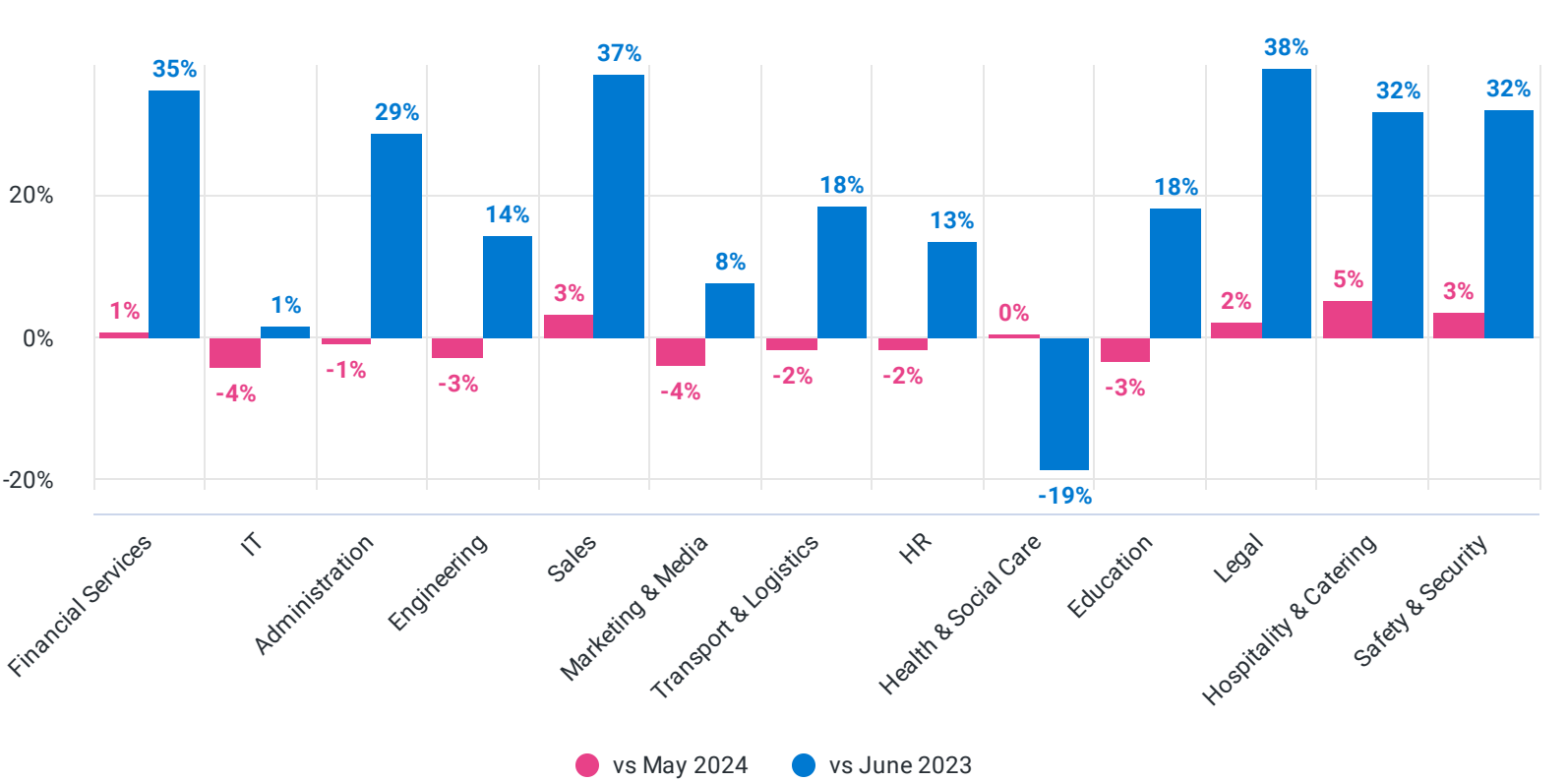
Candidates Registered



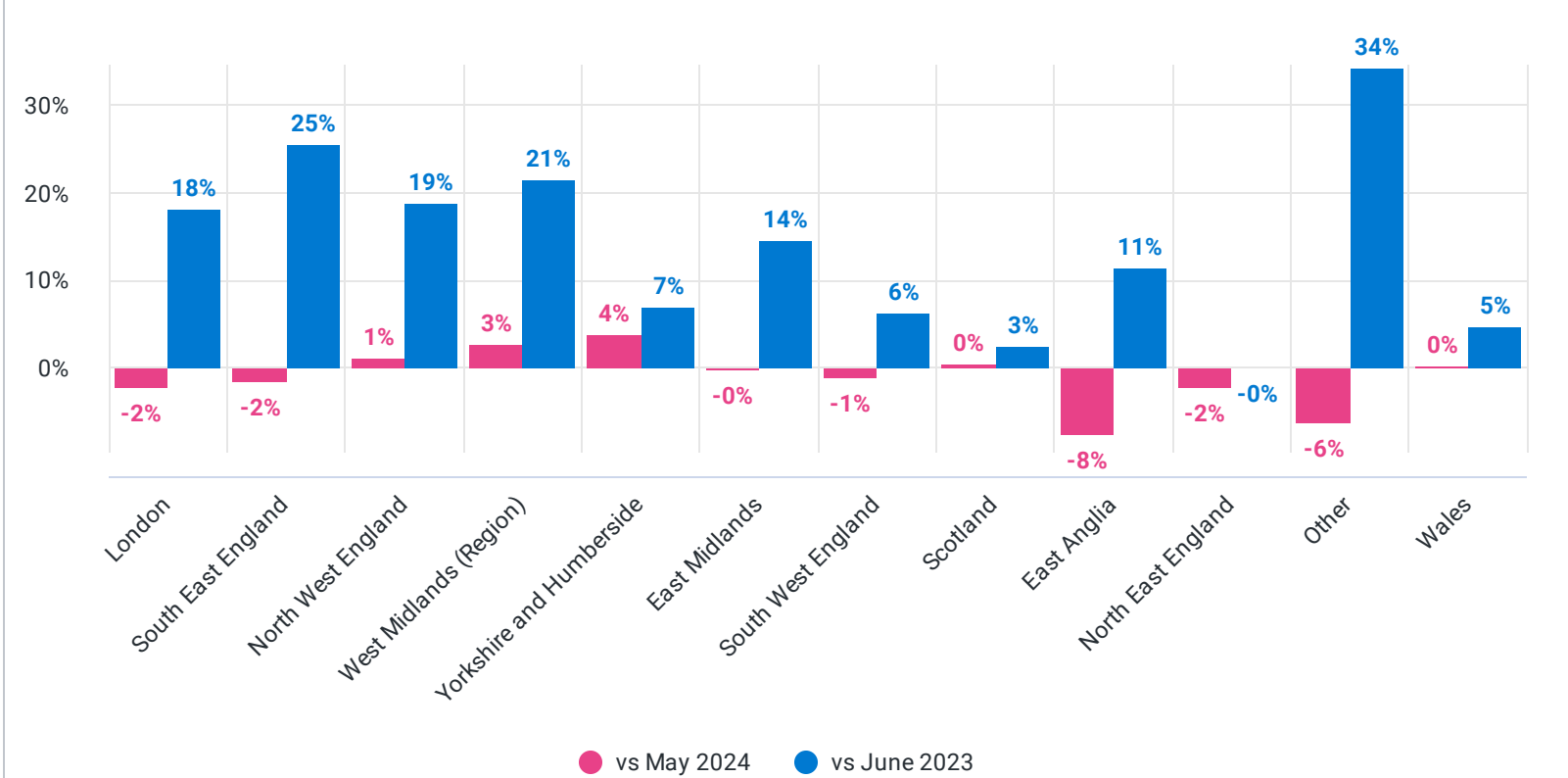
59%
CV Searchable

Candidate Behaviour

Apps by Knowledge Domain



Apps by Region



Apps by Knowledge Domain and Region

Job Region	London	South East En...	North West E...	West Midland...	Yorkshire and...	East Midlands	South West E...	North East En...	Scotland	East Anglia	Other	Wales	Northern Irela...	Total
1 IT	195,471	64,563	40,967	27,714	16,949	15,160	23,860	7,154	10,287	8,514	6,746	5,820	943	424,148
2 Engineering	45,896	58,155	24,771	27,128	15,038	14,667	7,282	7,451	8,435	1,503	5,125	284	284	232,219
3 Administration	157,609	104,058	32,474	35,735	22,180	17,890	13,371	6,445	9,150	7,072	3,865	3,942	340	414,131
4 Financial Services	209,695	96,649	37,178	33,708	16,087	14,190	13,971	3,925	6,628	6,931	2,081	3,000	517	444,560
5 Sales	60,509	50,872	22,995	23,550	12,450	11,167	9,356	4,536	5,016	4,289	4,951	3,398	455	213,544
6 Health & Social Care	23,062	30,104	11,260	12,097	7,090	5,797	6,641	2,678	4,837	3,281	1,207	2,070	130	110,254
7 Transport & Logistics	13,632	55,997	18,425	16,457	11,018	11,346	5,712	5,417	3,545	2,918	6,175	2,290	66	152,998
8 Marketing & Media	92,696	33,011	14,792	11,248	5,618	6,344	4,506	1,532	2,059	2,504	3,118	1,003	81	178,512
9 HR	58,497	21,301	7,971	8,521	5,027	4,492	3,928	1,700	1,845	1,971	419	773	134	116,579
10 Hospitality & Catering	29,319	16,125	7,090	7,103	3,454	3,636	3,102	1,736	2,672	1,714	4,569	1,007	158	81,685
11 Education	28,869	27,660	11,040	9,396	6,496	3,633	2,691	1,320	198	1,537	3,085	1,026	1	96,952
12 Legal	51,372	11,503	7,223	6,155	3,895	1,776	3,011	717	928	1,437	195	997	76	89,285
13 Safety & Security	9,807	5,610	1,838	2,620	1,147	1,046	817	555	599	582	259	352	22	25,254
Totals	976,809	575,608	238,024	221,450	126,460	112,961	105,633	44,997	55,215	51,252	38,173	30,803	3,207	2,580,592

2,580,121
Apps in June

18%
vs June 2023

-1%
vs May 2024

7.2
Average Apps Per Candidate

11.6
Average Apps per Job

358,867
Active Applicants

In case you missed it...

- Our Chairman and CEO, **James Reed**, spoke at the **Recruitment and Employment Confederation's annual conference, Reclive**. He spoke about his experience navigating tricky recruitment landscapes, shared insights on what makes a successful business, and gave his predictions for the future of the jobs market.
- Bloomberg published an article citing Reed.co.uk's most recent research study. The article reveals that the **very top earners and those earning the lowest are most open to being contacted outside of working hours**, and it explores which age groups are happy to be 'always on'.
- To celebrate and honour Pride month at Reed.co.uk, we've been sharing **insights and tips on how to support the LGBTQ+ community beyond Pride** and avoid discrimination in job ads. We're also hosting a Pride party at our office for all of our co-members.

Thanks for reading!